










Town of Bashaw Land Use Bylaw Land Use Districts

Legend

- | | | |
|---------------------------------------------------------------------------------------------------------------------------|---------------------------------------------------------------------------------------------------------------------|---------------------------------------------------------------------------------------------------------------------------|
|  R1 - Low Density Residential |  MHP - Manufactured Housing Park |  IPU - Institutional and Public Uses |
|  R2 - General Residential |  C1 - Central Commercial |  DC - Direct Control |
|  R3 - Medium Density Residential |  C2 - Highway Commercial |  UX - Urban Expansion |
|  MHS - Manufactured Housing Subdivision |  M - Industrial | |